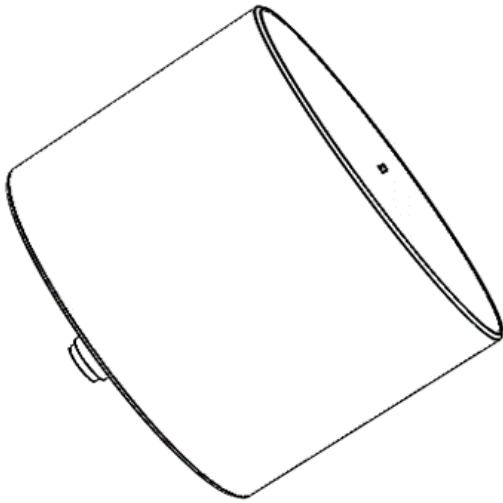


QMS-00936

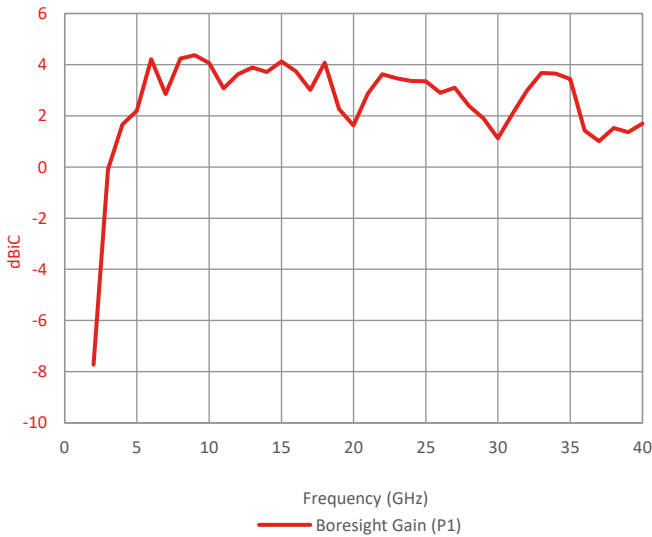


Please contact Steatite Antennas for a full interface control drawing.

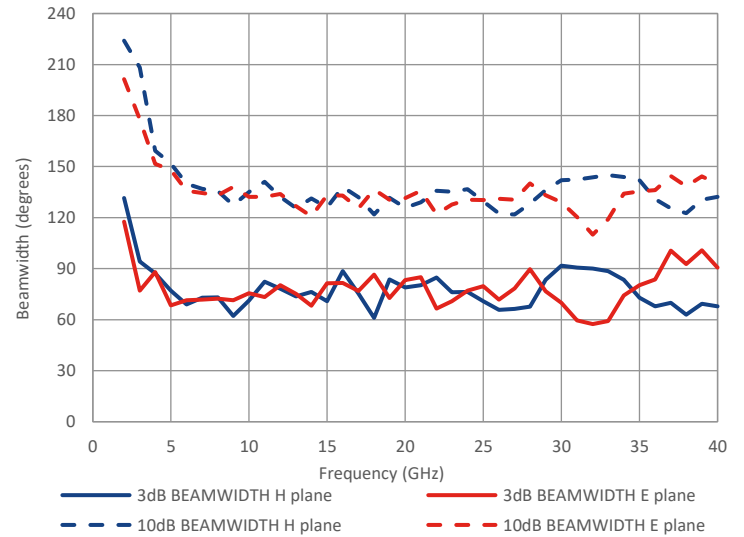
Typical Specification

Frequency	2 to 40 GHz
Connector	K-Type Female
VSWR	< 2.0 :1 (Typically)
Gain	-7.7 to 4.4 dBi
Axial Ratio	0.1 to 4.9 dB
3 dB Beamwidth	57.4 to 131.5 degrees
10 dB Beamwidth	110 to 224 degrees
Power	2W CW
Size & Weight	Ø 51mm x 44.9mm (D x H), 140g nominal
Mounting	3 x M3 holes (rear mounted) on a Ø38.1 PCD
Environmental	MIL-STD-810H Storage Temp: -40°C to +70°C DO160F Shock: 6g, 11ms TPS. Vib: Fig 8-1, profile C

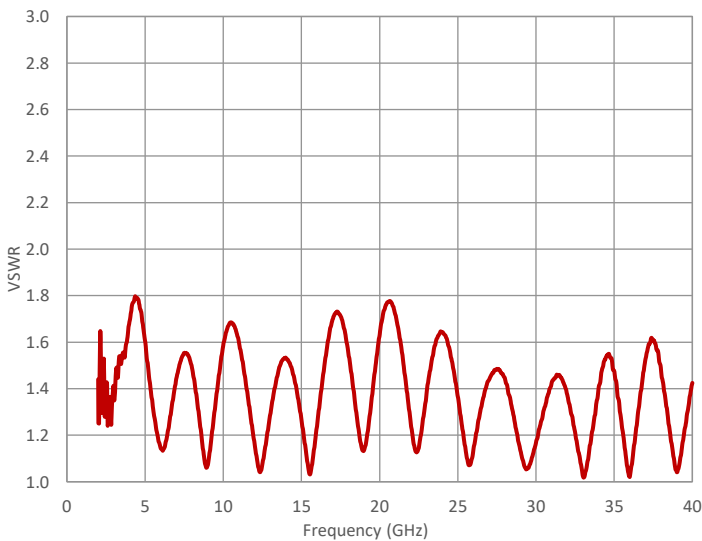
Typical Gain



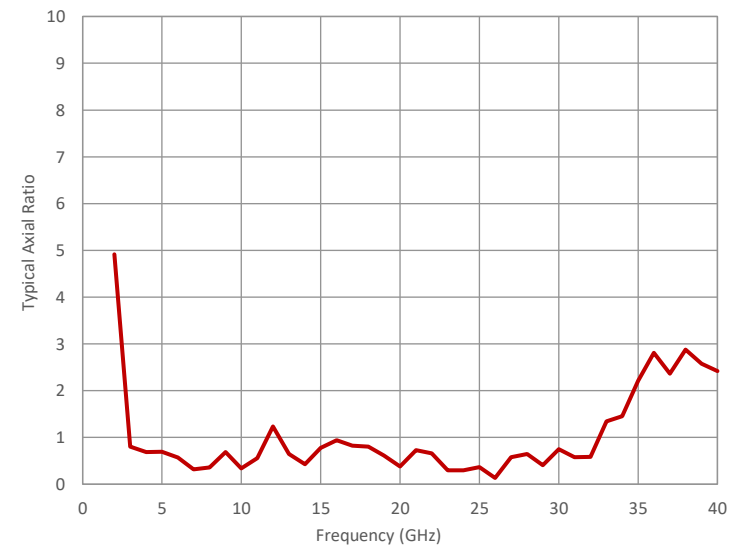
Typical Beamwidth



Typical VSWR



Typical Axial Ratio



Steatite Antennas reserve the right to change and/or update this specification whereby it is deemed that this would improve either the production and/or performance specification of this part. Information herein should not be disclosed to a third party without the prior written consent of Steatite Antennas.

BP 12/06/2024 3902

