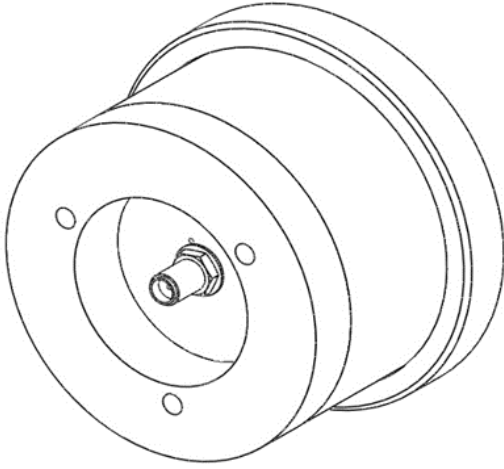


1 - 18 GHz Left Hand Circularly Polarised Spiral Antenna fitted with an SMA type Connector and Radome

QMS-00761

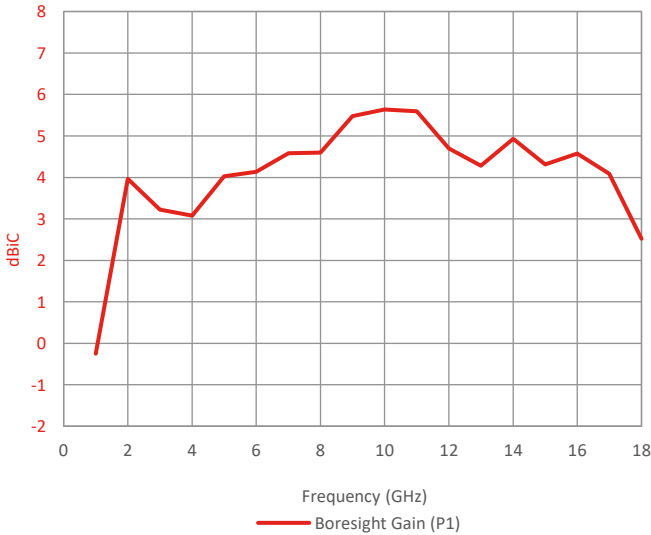
Typical Specification



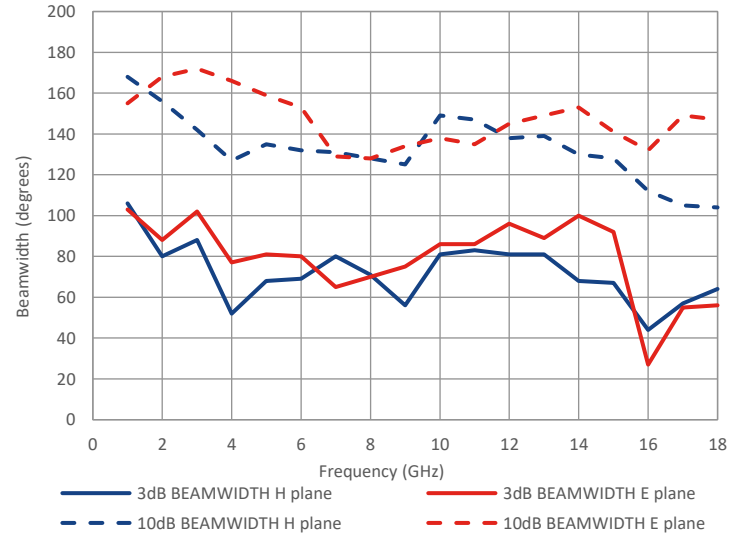
Frequency	1 to 18 GHz
Connector	SMA jack
VSWR	Typically <2.5:1 (1.5 to 18 GHz), 3.2:1 maximum
Gain	-0.3 to 5.6 dBi
Axial Ratio	0.3 to 2.4 dB
3 dB Beamwidth	27 to 106 degrees
10 dB Beamwidth	104 to 172 degrees
Power	2 Watt c.w.
Size & Weight	Ø78mm x 48mm length, 170g nominal.
Mounting	3 x M5 x 10mm tapped holes.
Environmental	Vib: MIL-STD-167-1A & DO160F, Fig 8-3, curve M Shock: 15g, 20ms 1/2 sine & DO160F (6g, 11ms TPS), Storage Temp: -40°C to +70°C, 95% RH, Altitude: 50,000ft (15,200m)

Please contact Steatite Antennas for a full interface control drawing.

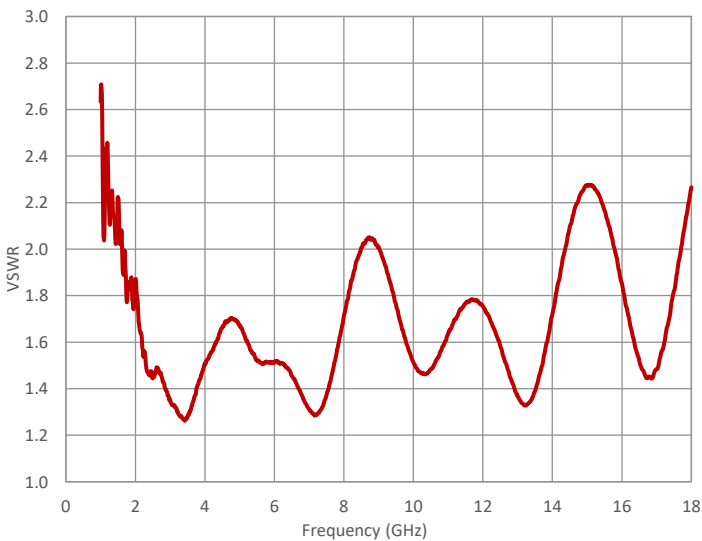
Typical Gain



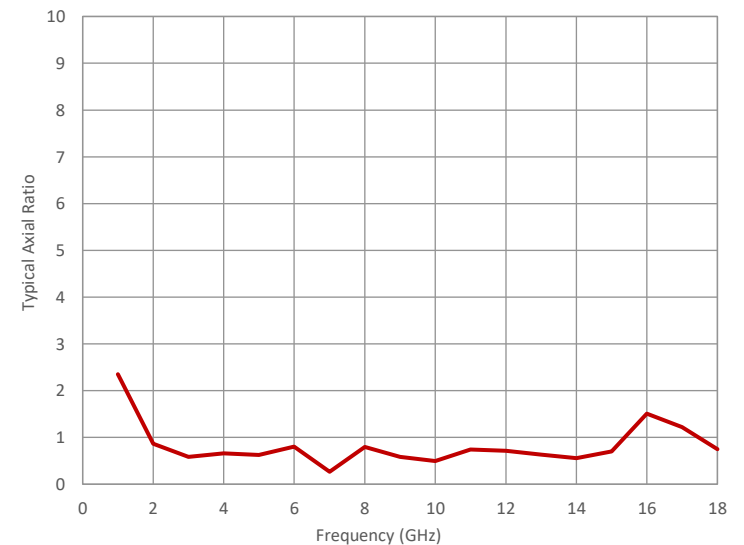
Typical Beamwidth



Typical VSWR



Typical Axial Ratio



Steatite Antennas reserve the right to change and/or update this specification whereby it is deemed that this would improve either the production and/or performance specification of this part. Information herein should not be disclosed to a third party without the prior written consent of Steatite Antennas.

BP 12/06/2024 2063

