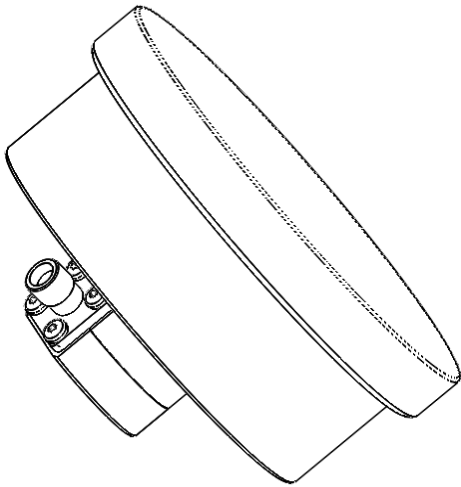


QMS-00760

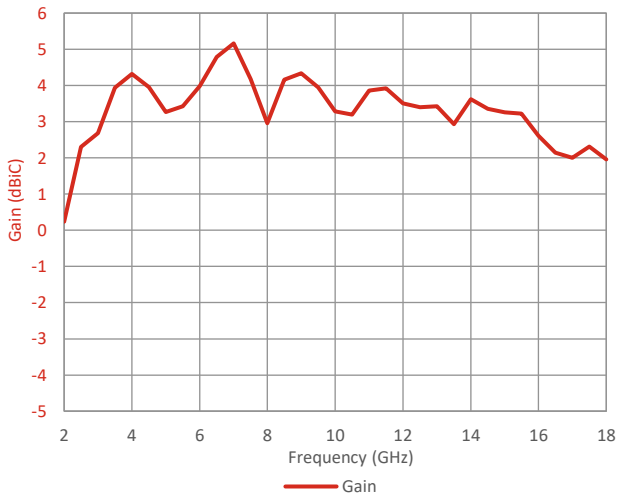


Please contact Steatite Antennas for a full interface control drawing.

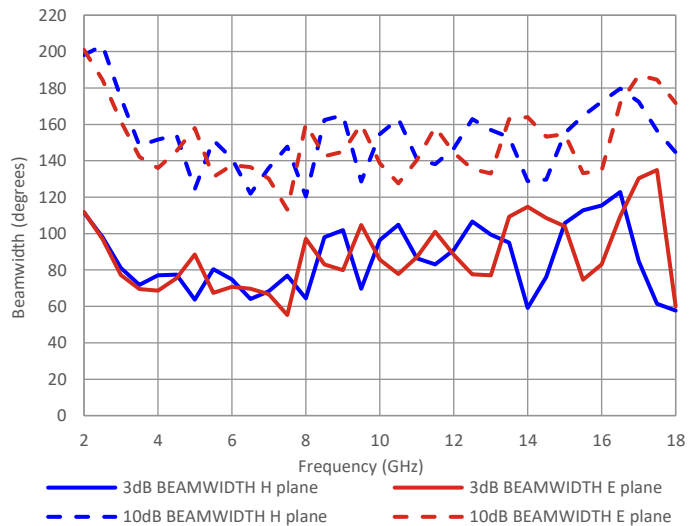
Typical Specification

Frequency	2 to 18 GHz
Connector	SMA jack
VSWR	Typically < 2.5:1, 3:1 maximum
Gain	0.2 to 5.2 dBi
Axial Ratio	0.4 to 5.6 dB
3 dB Beamwidth	55.3 to 134.9 degrees
10 dB Beamwidth	113 to 203 degrees
Power	1 watt c.w.
Size & Weight	Ø78 mm x 47 mm long, 128g nominal
Mounting	3 holes, 38.1 mm PCD, M3 x 6 mm
Environmental	MIL-STD-810G Storage Temperature (-54°C to +70°C), Thermal shock (-40°C to +70°C), Altitude (40,000ft), Humidity (70°C, 95% RH), Vibration (10-2000Hz, RMS 9.455g) & Shock (12g, 11ms 1/2 sine)

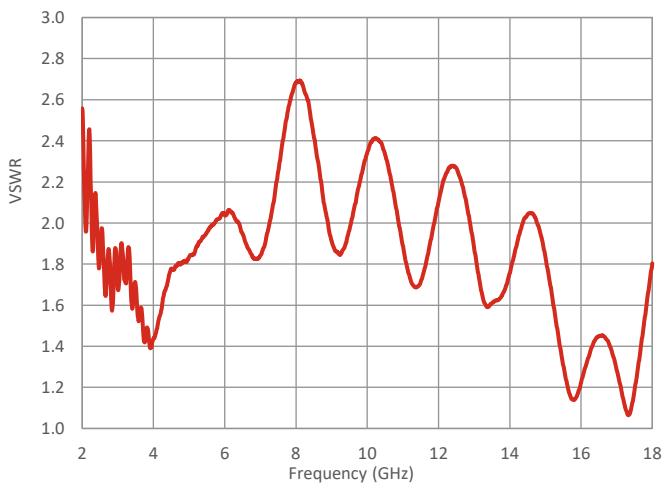
Typical Gain



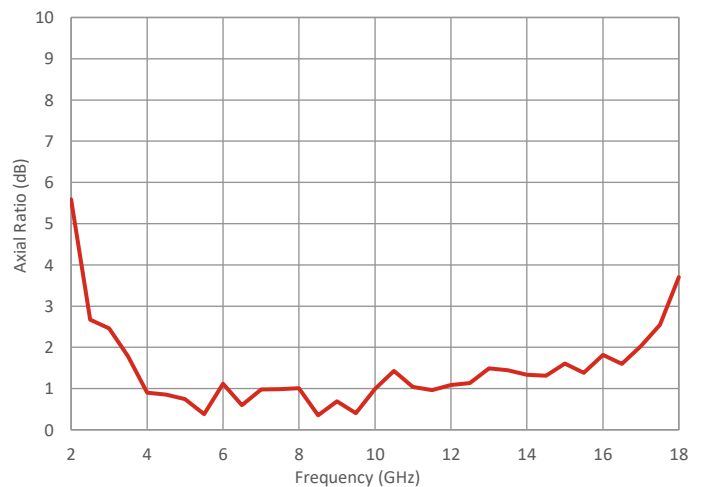
Typical Beamwidth



Typical VSWR



Typical Axial Ratio



Steatite Antennas reserve the right to change and/or update this specification whereby it is deemed that this would improve either the production and/or performance specification of this part. Information herein should not be disclosed to a third party without the prior written consent of Steatite Antennas.

