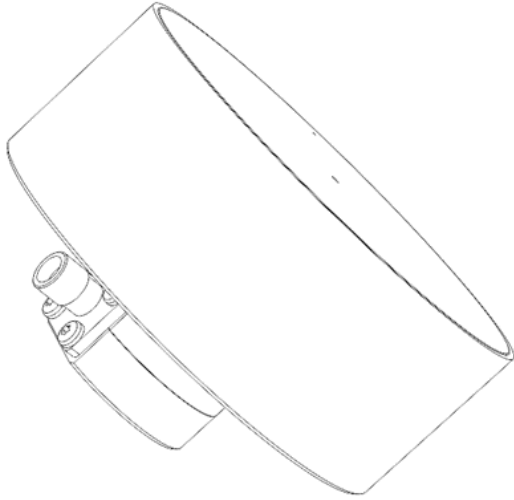


QMS-00309

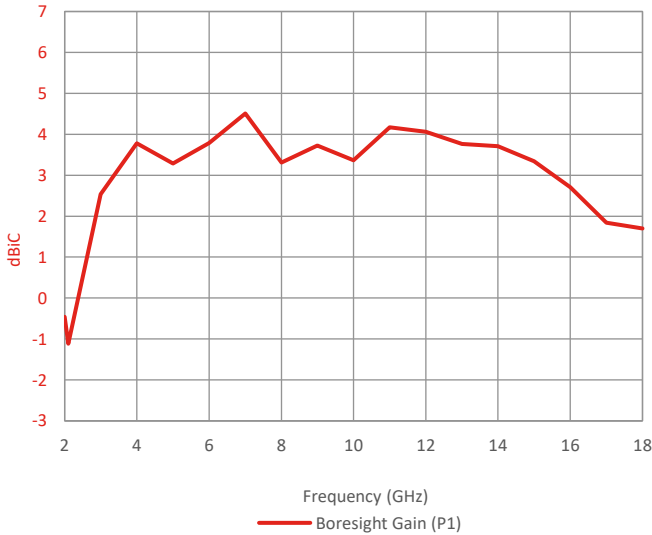


Please contact Steatite Antennas for a full interface control drawing.

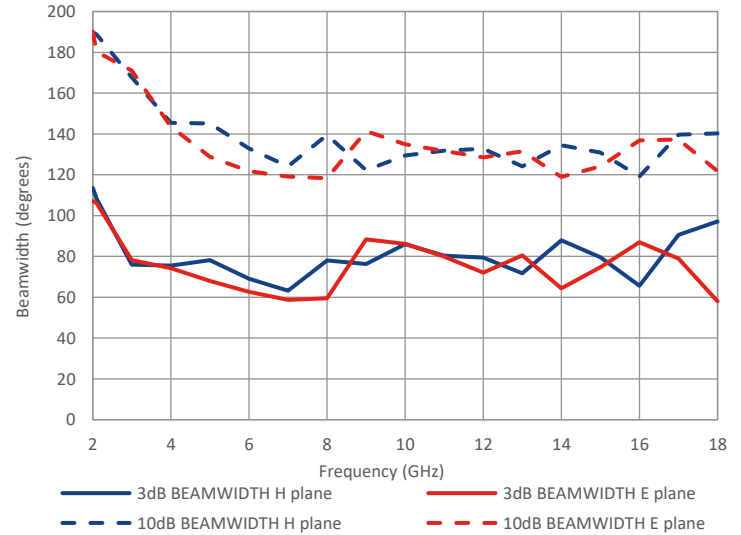
Typical Specification

Frequency	2 to 18 GHz
Connector	SMA Female
VSWR	< 2.5:1 typical, 3:1 maximum
Gain	-1.1 to 4.5 dBi
Axial Ratio	0.2 to 5.8 dB
3 dB Beamwidth	58.1 to 113.5 degrees
10 dB Beamwidth	118.3 to 190 degrees
Power	1W c.w
Size & Weight	70mm x 43mm (D x H), 110g
Mounting	3 x M3 Thru on Ø 38.1mm PCD
Environmental	MIL-STD-810G Storage Temperature (-54°C to +70°C) Thermal shock (-40°C to +70°C) Vibration (10-2000Hz, RMS 9.455g) Shock (12g, 11ms 1/2 sine)

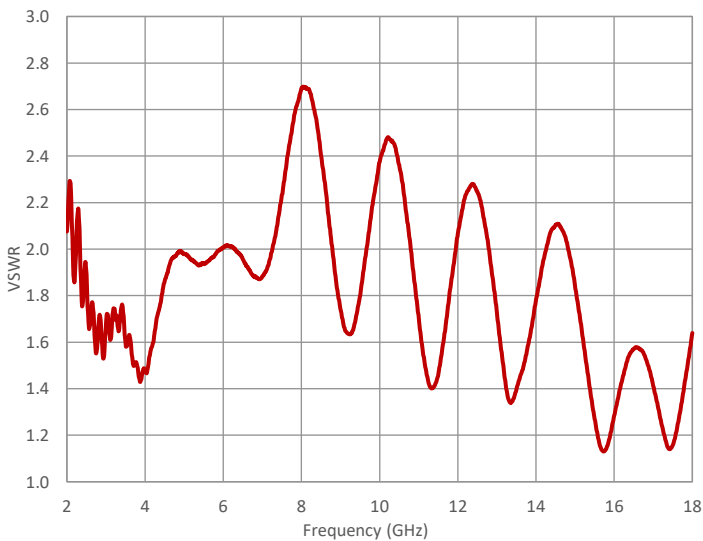
Typical Gain



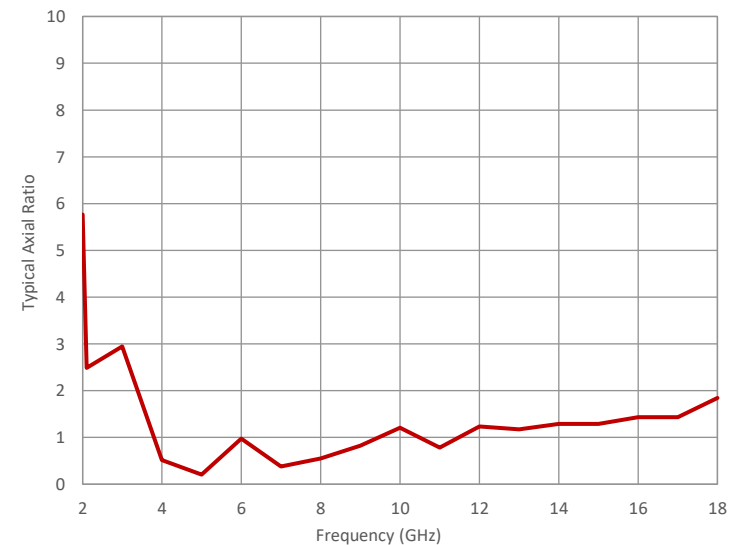
Typical Beamwidth



Typical VSWR



Typical Axial Ratio



Steatite Antennas reserve the right to change and/or update this specification whereby it is deemed that this would improve either the production and/or performance specification of this part. Information herein should not be disclosed to a third party without the prior written consent of Steatite Antennas.

BP 12/06/2024 1553

