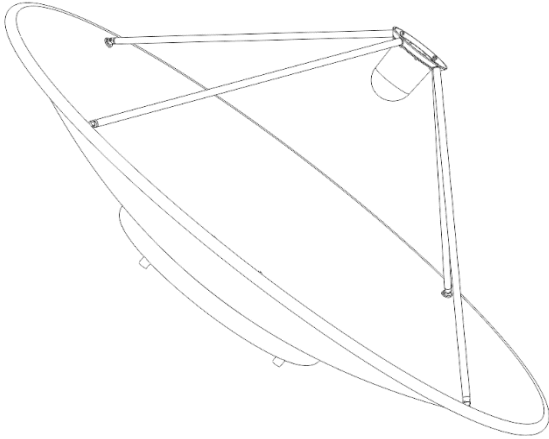


## QMS-01217

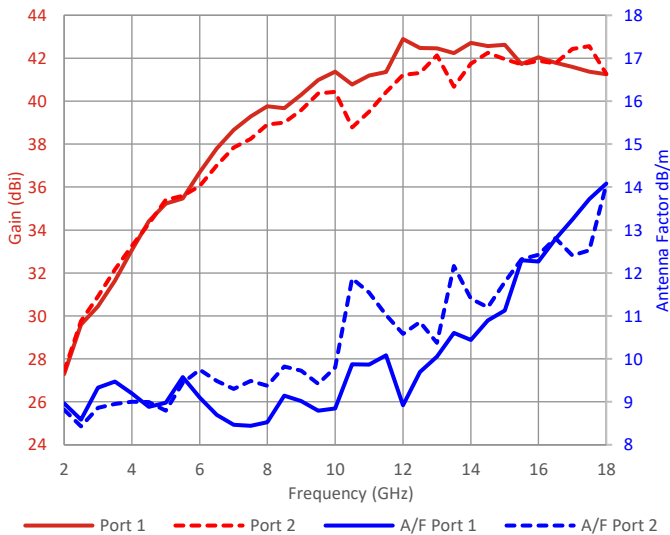


Please contact Steatite Antennas for a full interface control drawing.

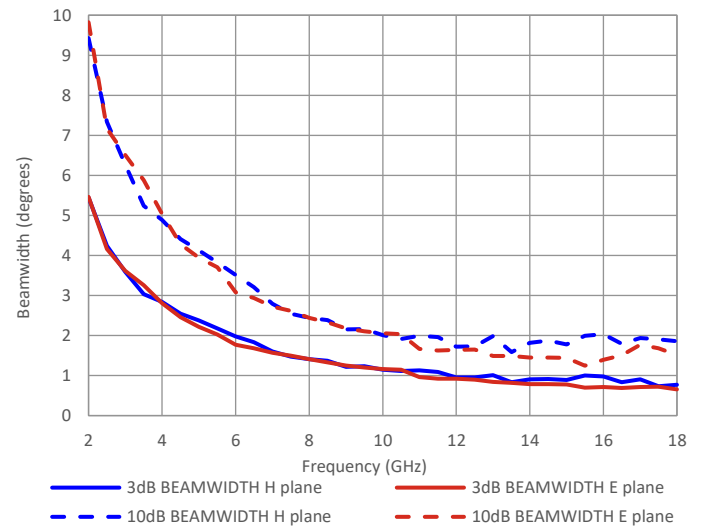
## Typical Specification

<b>Frequency</b>	2 to 18 GHz
<b>Connector</b>	SMA (F) x 2
<b>VSWR</b>	Typically <3.0:1
<b>Gain</b>	27.3 to 42.9 dBi
<b>Isolation</b>	-88.4 to -32.3 dB
<b>3 dB Beamwidth</b>	0.7 to 5.5 degrees
<b>10 dB Beamwidth</b>	1 to 10 degrees
<b>Power</b>	<40 W CW (18 GHz, 3:1, Ambient)
<b>Size &amp; Weight</b>	Reflector diameter 1850 mm, 28 kg nominal
<b>Mounting</b>	4 x M12 equi-spaced on a Ø635mm PCD
<b>Environmental</b>	Contact Steatite for Further Information

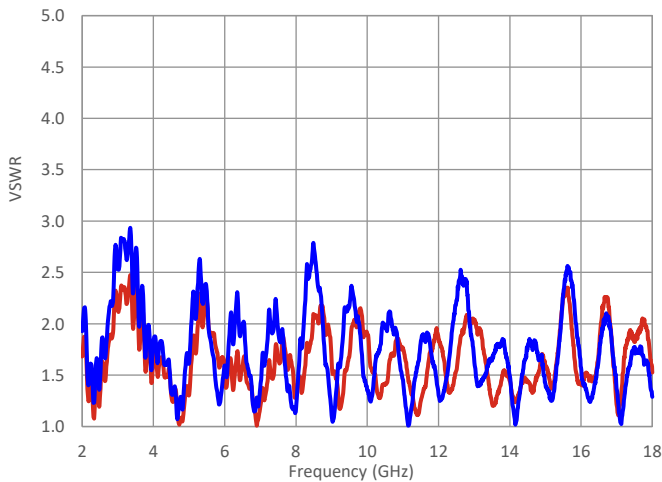
## Typical Gain/Antenna Factor



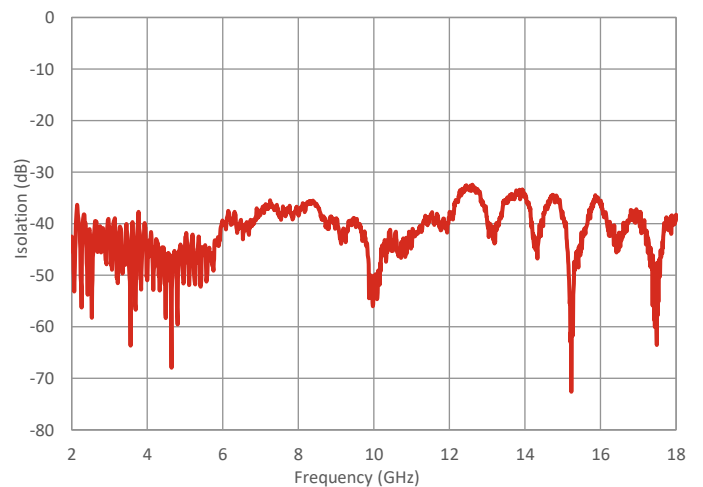
## Typical Beamwidth



## Typical VSWR



## Typical Isolation



Steatite Antennas reserve the right to change and/or update this specification whereby it is deemed that this would improve either the production and/or performance specification of this part. Information herein should not be disclosed to a third party without the prior written consent of Steatite Antennas.

