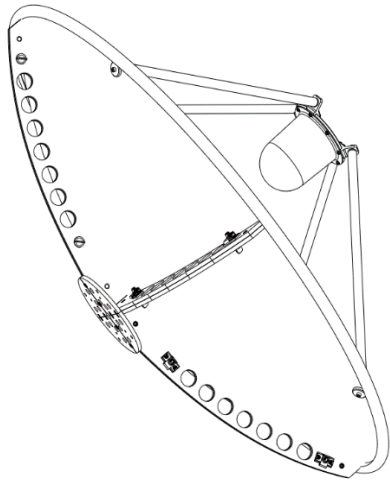


### QMS-01214

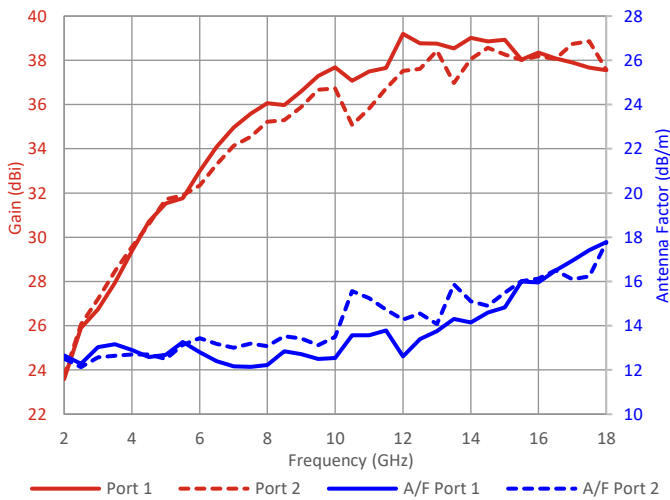


Please contact Steatite Antennas for a full interface control drawing.

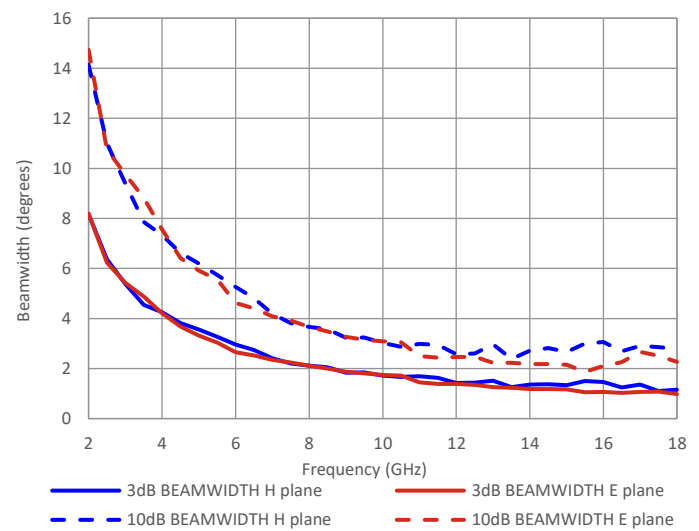
### Typical Specification

<b>Frequency</b>	2 to 18 GHz
<b>Connector</b>	SMA (F) x 2
<b>VSWR</b>	Typically <3.0:1
<b>Gain</b>	23.6 to 39.2 dBi
<b>Isolation</b>	-88.4 to -32.3 dB
<b>3 dB Beamwidth</b>	1 to 8.2 degrees
<b>10 dB Beamwidth</b>	2 to 15 degrees
<b>Power</b>	<40 W CW (18 GHz, 3:1, Ambient)
<b>Size &amp; Weight</b>	Reflector Diameter 1240 mm, 18 kg nominal
<b>Mounting</b>	M6-H6 x 4 equi-spaced on a Ø125mm PCD
<b>Environmental</b>	Wind load (survival) – 116 mph

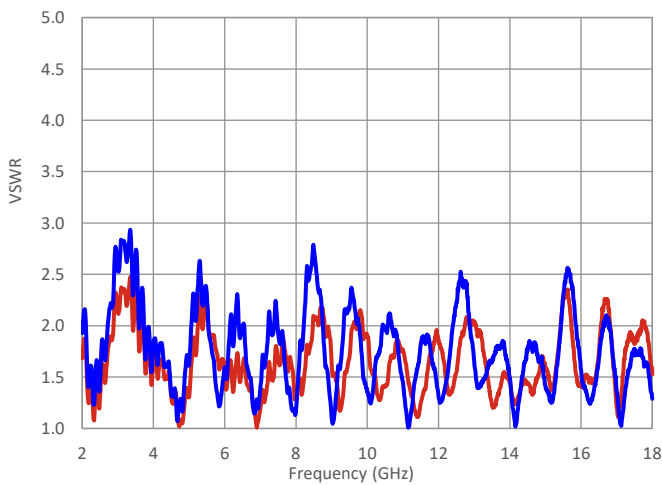
### Typical Gain/Antenna Factor



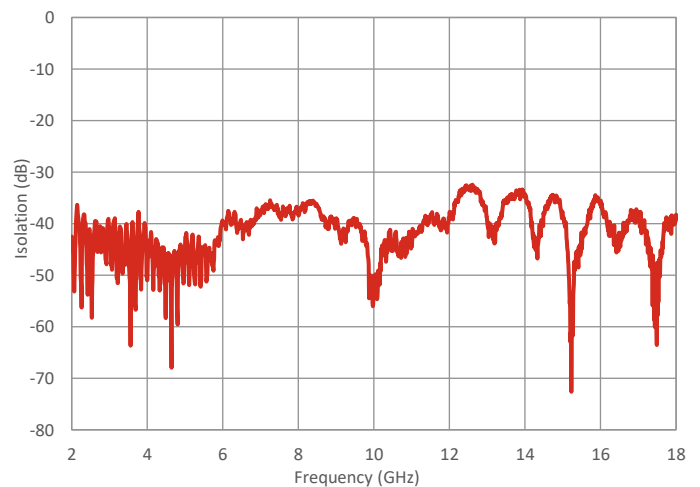
### Typical Beamwidth



### Typical VSWR



### Typical Isolation



Steatite Antennas reserve the right to change and/or update this specification whereby it is deemed that this would improve either the production and/or performance specification of this part. Information herein should not be disclosed to a third party without the prior written consent of Steatite Antennas.

