

0.8-40 GHz Vertically Polarised Omnidirectional Antenna fitted with a K type Connector and Lensed Radome

Catalogue number **QOM-SL-0.8-40-K-SG-L**

Q-par reference **QMS-00017**

Contents **Summary**
Typical Gain / Antenna Factor
Typical Beamwidth / Patterns
VSWR


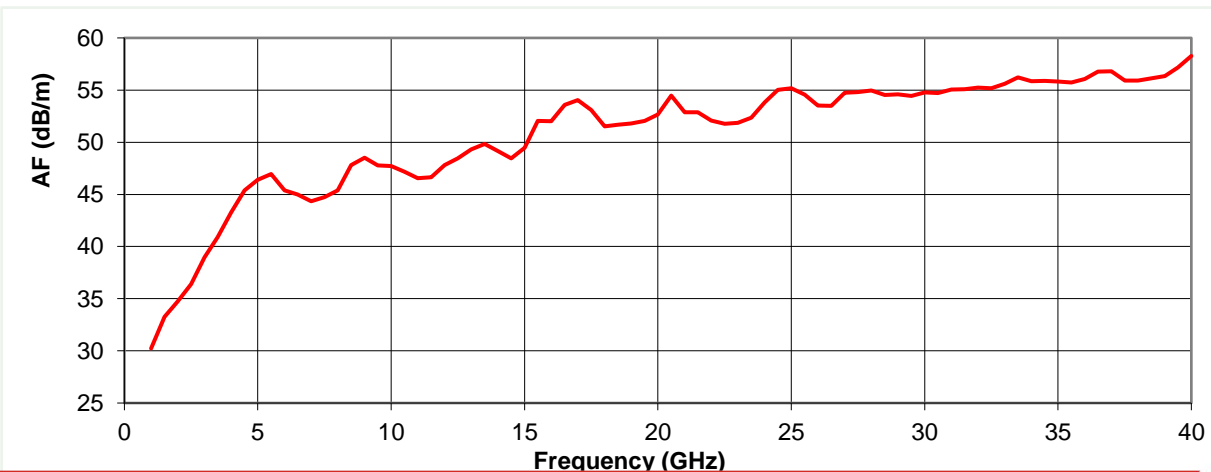
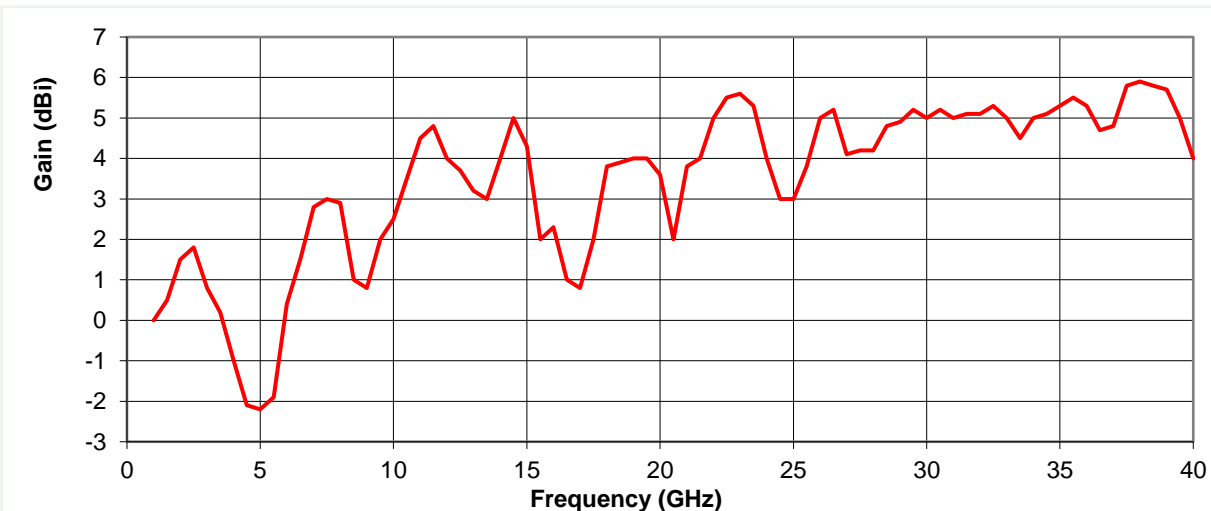


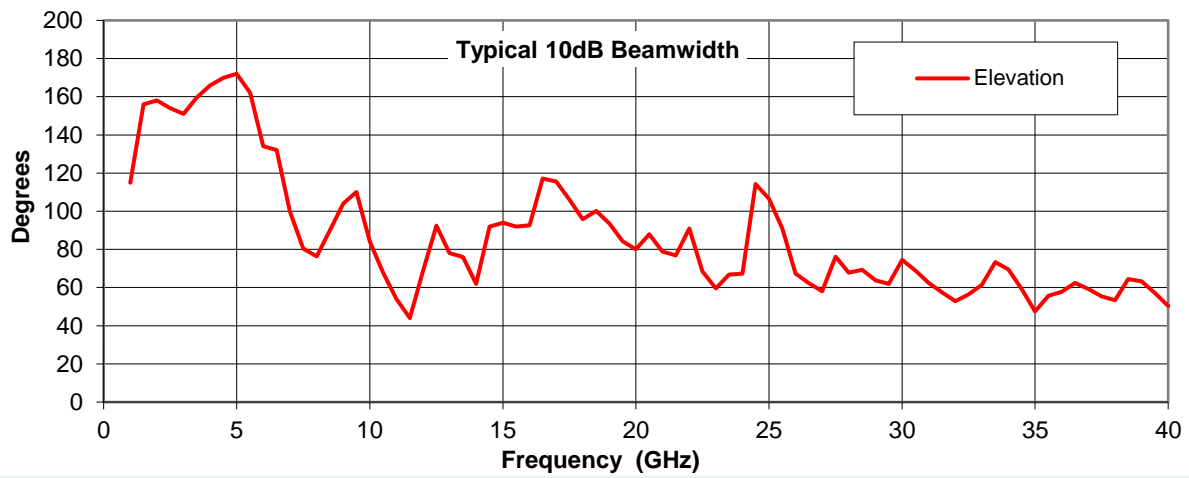
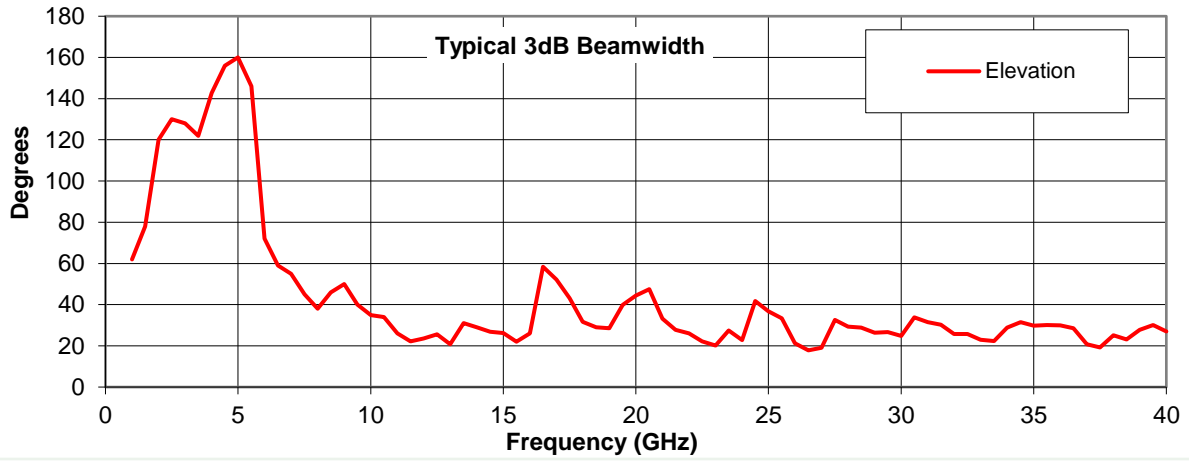
Typical Specification

Frequency	0.8 to 40 GHz
Connector Type	K type (2.9 mm) jack
Power Handling	40 Watt c.w.
VSWR	< 3.2:1 maximum, typically < 2.5:1
Gain	-2.2 to 5.9 dBi (1-40 GHz)
Antenna Factor	30.2 to 58.3 dB/m
3dB Beamwidth	18 to 160 degrees
10dB Beamwidth	44 to 172 degrees
Weight	860 g (with bracket)
Maximum Size	100 mm diameter x 108 mm long , excluding bracket.
Mounting	Pole mounting bracket. To suit pole up to 28 mm diameter.
Construction	Composite aluminium / plastic, painted. PTFE radome

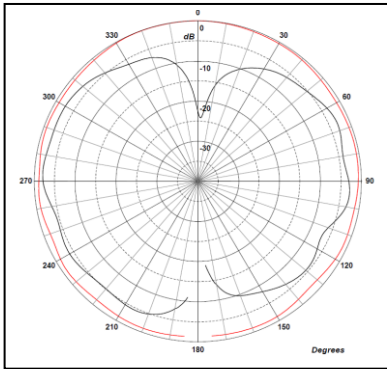
Typical Antenna Gain / Factor

This is calculated by reference to standard gain horn antennas, and cross checked with reference to the antenna beamwidth, with an estimated error of +/- 0.8dB.

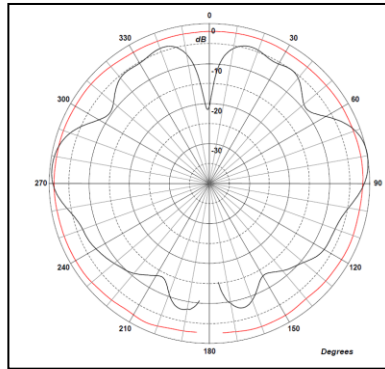




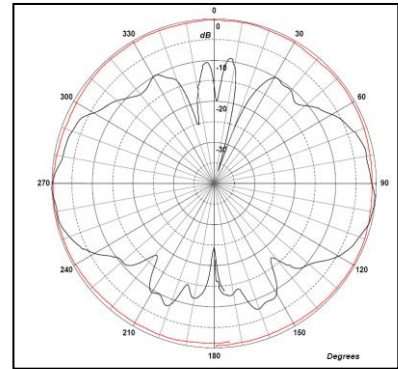
1.5 GHz



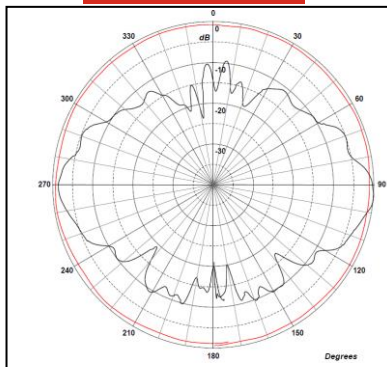
10 GHz



20 GHz



30 GHz



40 GHz

