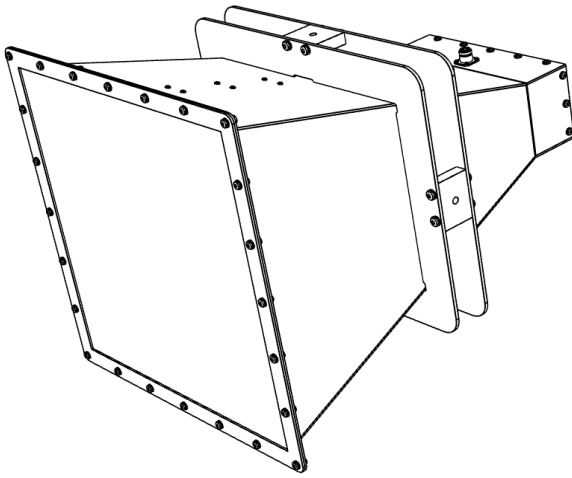


QMS-01203

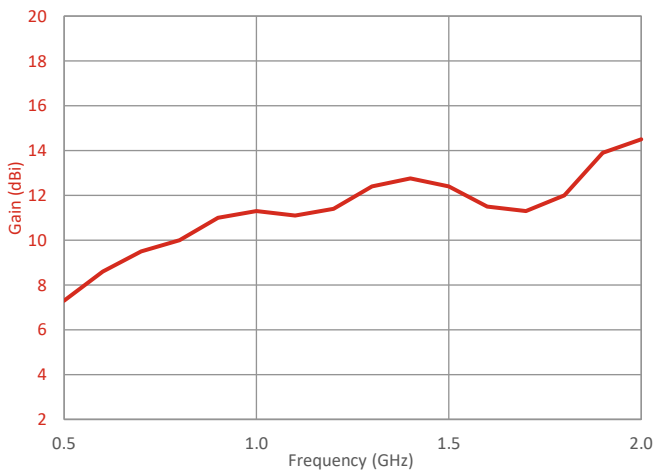


Please contact Steatite Antennas for a full interface control drawing.

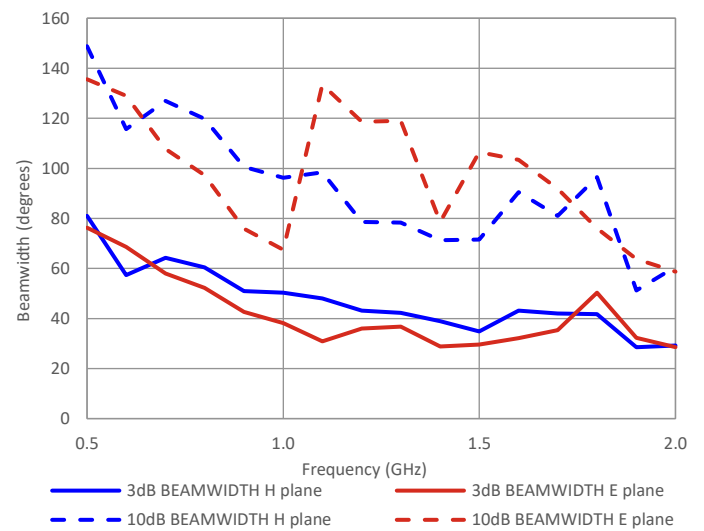
Typical Specification

Frequency	0.5 to 2 GHz
Connector	N type jack
VSWR	< 1.8:1 over 95% band; <2.8:1 @ 0.5GHz
Gain	7.3 to 14.5 dBi
Antenna Factor	16.9 to 23.5 dB/m
3 dB Beamwidth	28.5 to 81 degrees
10 dB Beamwidth	51 to 149 degrees
Power	250 Watt c.w.
Size & Weight	450 x 450 x 580mm long. 13kG nominal
Mounting	4off M10 X 1.5 - 6H holes (1 per side). See ICD
Environmental	Contact Steatite for details.

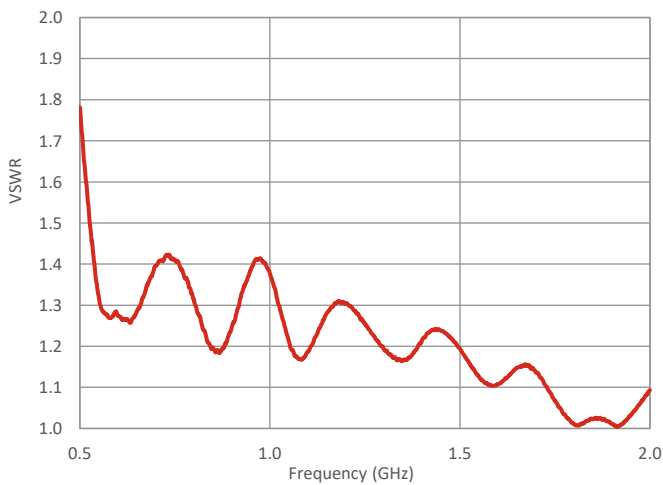
Typical Gain/Antenna Factor



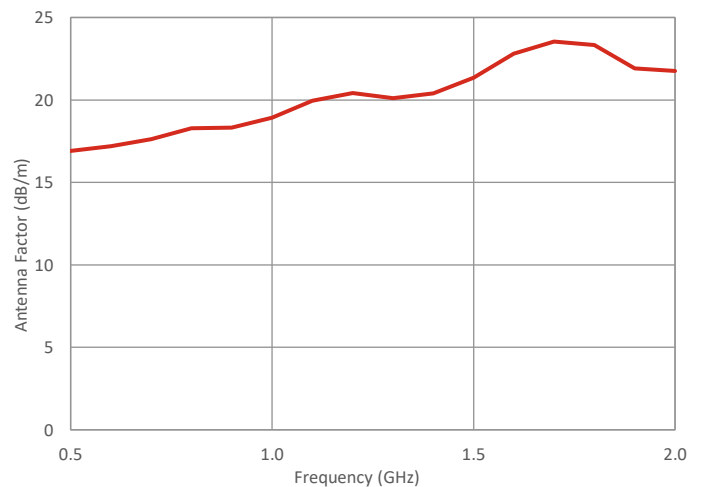
Typical Beamwidth



Typical VSWR



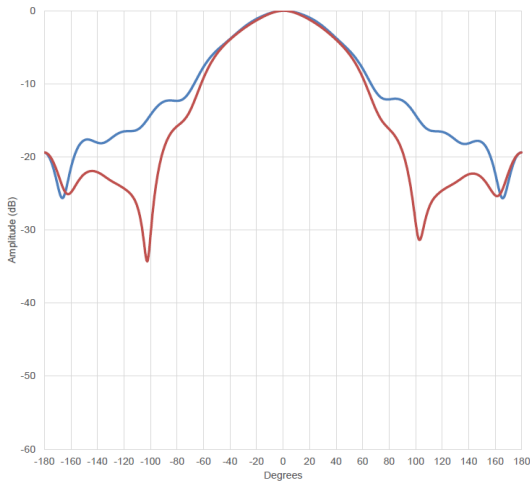
Typical Antenna Factor



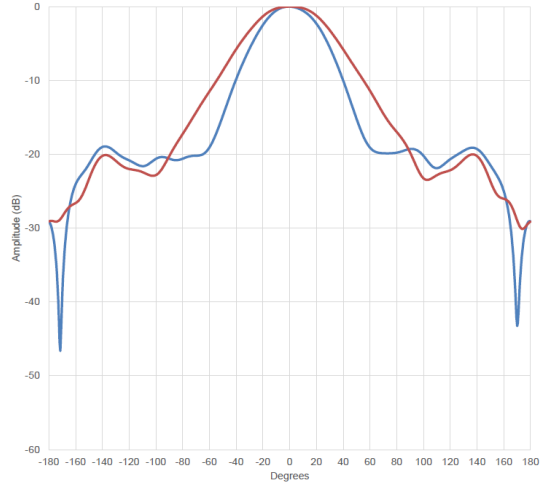
Steatite Antennas reserve the right to change and/or update this specification whereby it is deemed that this would improve either the production and/or performance specification of this part. Information herein should not be disclosed to a third party without the prior written consent of Steatite Antennas.



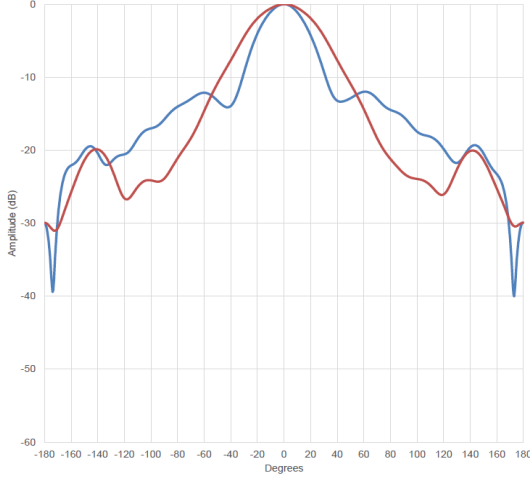
0.5 GHz



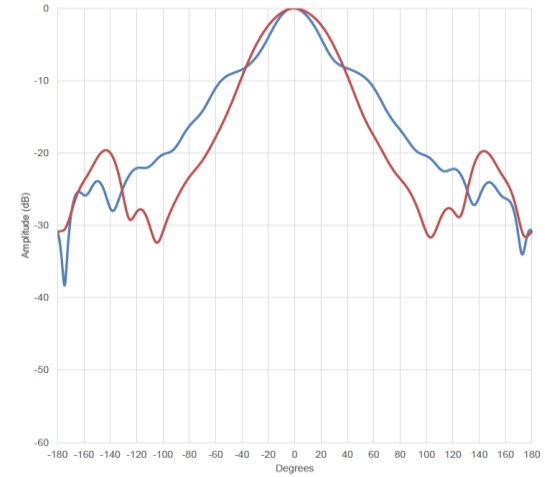
0.8 GHz



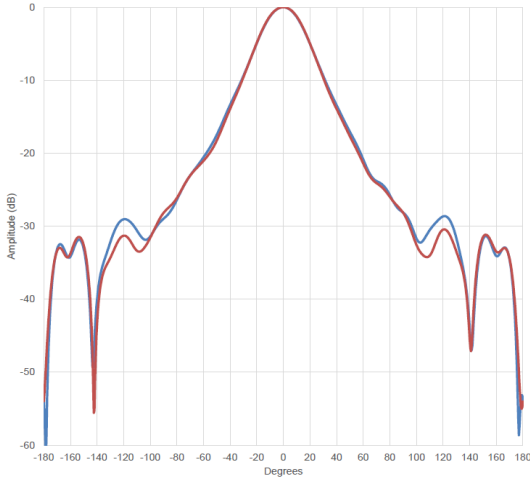
1.0 GHz



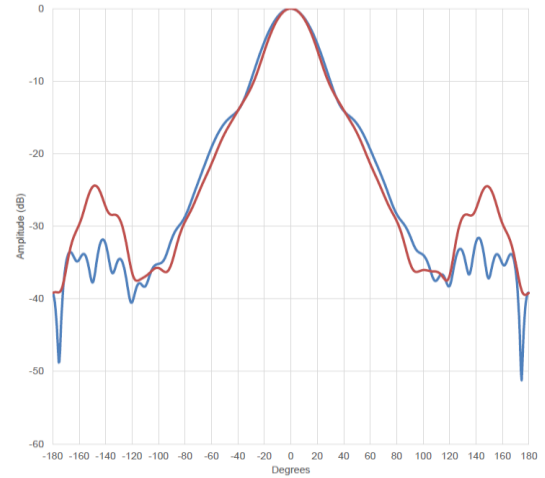
1.2 GHz



1.5 GHz



2.0 GHz



Steatite Antennas reserve the right to change and/or update this specification whereby it is deemed that this would improve either the production and/or performance specification of this part. Information herein should not be disclosed to a third party without the prior written consent of Steatite Antennas.

