


# 10 - 15 GHz Linearly Polarised 20 dBi Horn Antenna fitted with an SMA type Connector

Catalogue number **QSH-SL-10-15-S-20**

Steatite reference **QMS-00197**

Contents **Summary**  
**Typical Gain / Antenna Factor**  
**Typical Beamwidth / Patterns**  
**VSWR**

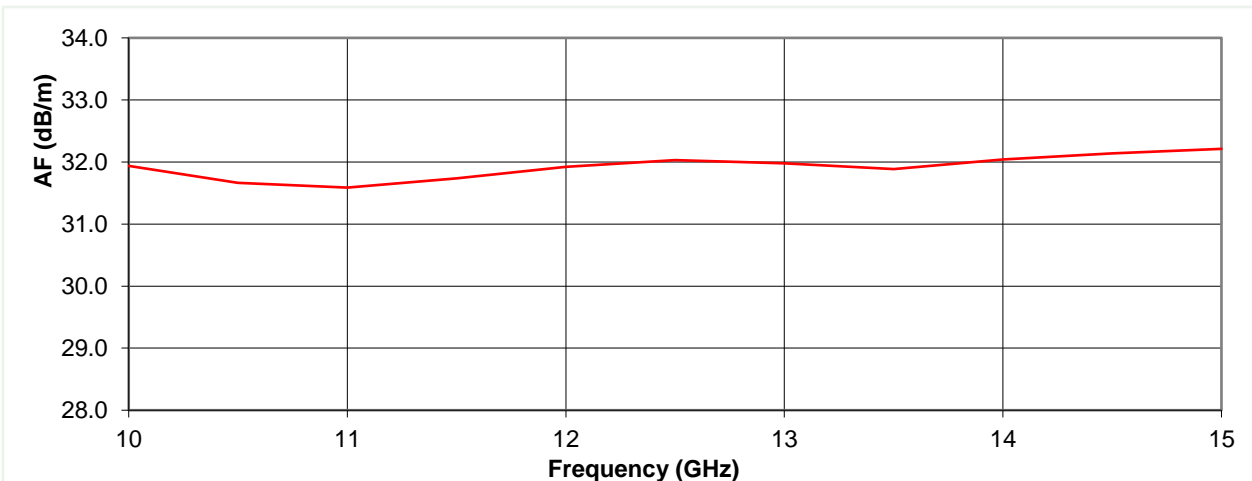
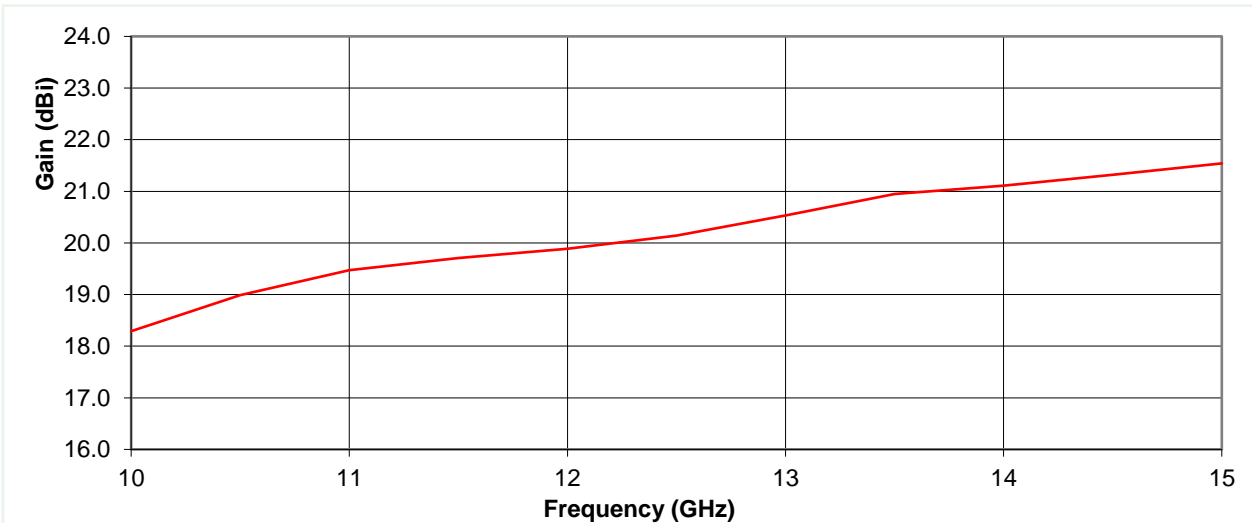


## Typical Specification

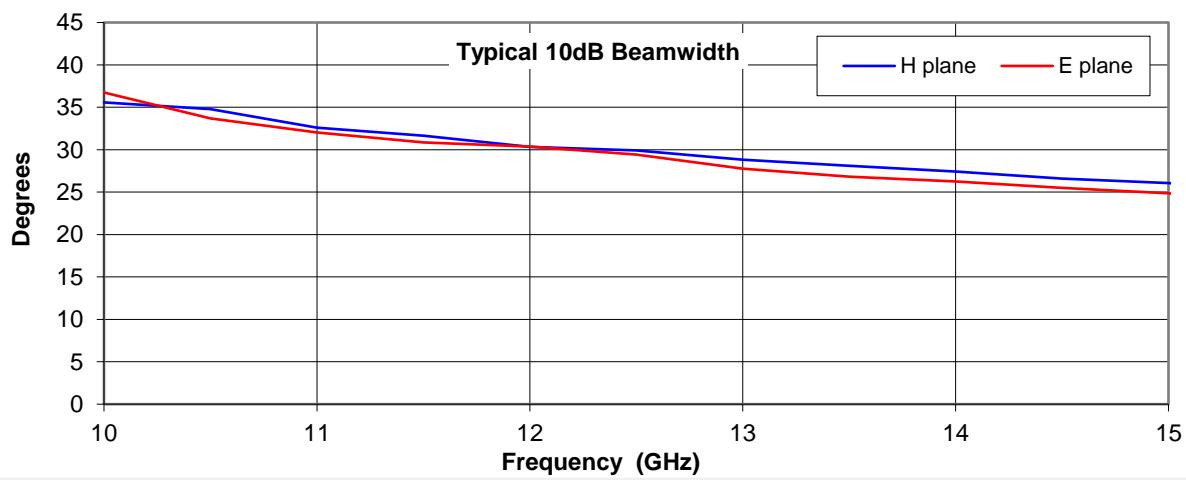
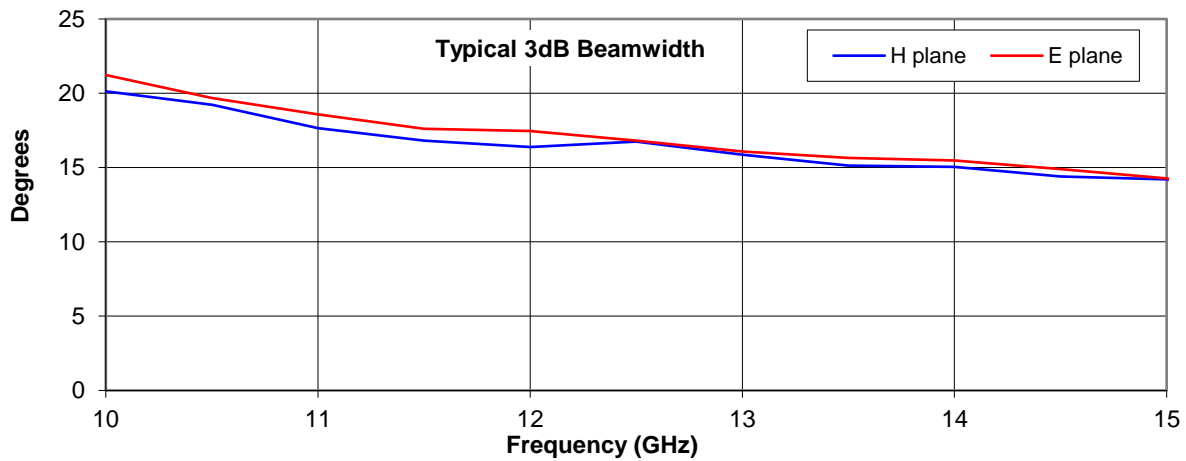
<b>Frequency</b>	10 to 15 GHz
<b>Connector Type</b>	SMA type jack
<b>Power Handling</b>	40 Watt c.w.
<b>VSWR</b>	Typically < 1.4 :1
<b>Gain</b>	18.3 to 21.5 dBi
<b>Antenna Factor</b>	31.6 to 32.2 dB/m
<b>3dB Beamwidth</b>	13 to 24 degrees
<b>10dB Beamwidth</b>	23 to 39 degrees
<b>Weight</b>	900 g nominal
<b>Maximum Size</b>	105 x 75 mm aperture x 259 mm long
<b>Mounting</b>	4 holes, diameter 4.1mm, 38 mm centres
<b>Construction</b>	Electroformed copper, painted. Anodised aluminium mounting plate.

## Typical Antenna Gain / Factor

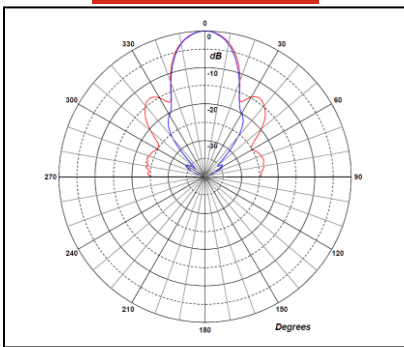
This is calculated by reference to standard gain horn antennas, and cross checked with reference to the antenna beamwidth, with an estimated error of +/- 0.8dB.



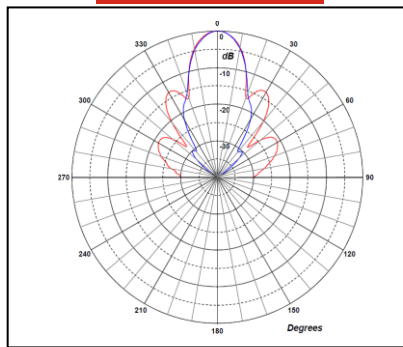
## Typical Beamwidth / Radiation Patterns



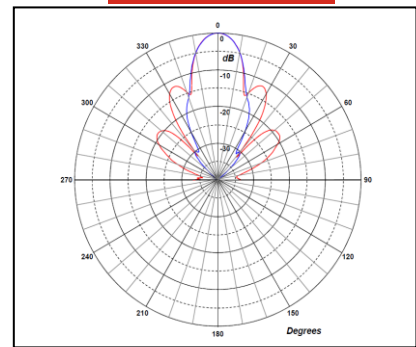
10 GHz



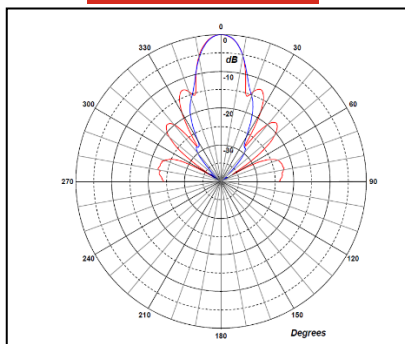
12 GHz



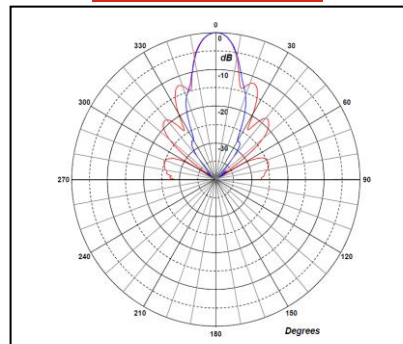
13 GHz



14 GHz



15 GHz



Red trace = E-plane, Blue trace = H-plane cut

